





PRODUCT CATALOG

Horizontal Boring Machines
Made in THE USA! 



AVAILABLE THROUGH
PRAIRIE DOG BORING
EQUIPMENT, INC.
HOUSTON, TEXAS

 281-448-8442

 866-631-3786



www.undergroundequip.com

info@undergroundequip.com

2024



Our Introduction

PRAIRIE DOG BORING EQUIPMENT

Street cutting and repair is costly, unnecessary and in many areas illegal. Our boring machines offer the solution. Our boring machines save time and money, and bring the savings to your bottom line. Prairie Dog Boring Equipment, Inc. provides state of the art trenchless technology to aid in installation of new or replacement underground pipe and cable. In a world where conservation and protection of the environment have become a growing concern, the opportunity to implement a non-destructive utility installation program is now a reality.

All of the Prairie Dog machines are small, lightweight and inexpensive compared to competitive products. All have clutches and other safety features and are built sturdy to provide years of trouble-free operation.

A complete line of Prairie Dog bits and backreamers is available for every boring condition, from sand to rock. Many useful attachments and accessories are also available.




● *Company Overview*

The "Prairie Dog" line of boring equipment was founded in 1968. Since then we have developed a full line of Prairie Dog horizontal earth boring machines, ranging from a versatile 26 pound hand-held machine for 2" to 4" holes, up to a heavy-duty 395 pound machine for 3" to 28" holes over 200 feet in length.

● *Ditch the Missiles*

Missiles can end up anywhere but where you aim them including the middle of the road. Soil conditions dictate whether they can be used at all. Missiles can get stuck or lost altogether along with a significant investment which leads you to making a major decision. Dig it out and tear up what you were trying to avoid tearing up in the first place or leave it there and buy another one. This won't happen with a Prairie Dog Machine. Our machines will work in a variety of soil conditions and just by design accuracy is much better.



Our Capabilities

Prairie Dog horizontal earth boring machines are now in use all over the USA, Canada, Mexico, South Africa and many other countries. The machines are used by water and sewer utilities and plumbing, electrical, telephone, cable, landscaping and irrigation companies, plus many others.



Frequently Asked Questions

HOW DOES IT WORK?

All Prairie Dog Boring Machines work by turning a carbide tipped pilot bit to bore the initial hole. Setup depends on the model of machine being used but they all are designed to drill a straight-line hole. Water is used to flush the hole as the bit is cutting.

If the original hole needs to be made larger the appropriate sized back reamer can be pulled back through the hole cutting in much the same way as the pilot bit

HOW MUCH WATER DOES IT TAKE?

A 2" pilot hole 40' long will usually take somewhere between 30 and 50 gallons in optimum conditions. This water needs to be supplied at around 50-70 psi or standard municipal water pressure and flow. The machines come standard with a garden hose connection but can be equipped with other connections if needed or easily adapted in the field.

HOW LONG DOES IT TAKE?

The time it takes to complete a bore will depend largely on the soil conditions. However, in good conditions that same 2" x 40' bore shouldn't take more than about 30 minutes to complete. A 4" - 6" back reamer will take about the same amount of time. You can add about 20% to the time it takes to back ream a hole for each 2" increment you increase the finished hole size. These are "rule of thumb" estimates in good conditions

Doesn't it make a mess?

Not as much as you might expect. The water combines with the substrate to create a slurry. This slurry usually stays by the entrance of the hole. Any additional water runoff can be contained by digging a small sump and either allowed to soak into the ground or pumped off. The slurry that is left in the hole serves as a lubricant when inserting the casing, cable, pipe or conduit.

Our machines turn the bit at the right combination of speed and power. Enough power to bore through the toughest conditions but fast enough to thoroughly mix the water and soil into the proper slurry. When inserting the casing, cable, pipe or conduit.

Will it bore through rock?

Yes, Carbide tipped bits and Back Reamers allow the machine to handle boring through the toughest conditions. There are many different types of rock though. The amount of time it takes to bore depends on how hard the rock is.



I have a lot of sand in my area. Can I still bore with a Prairie Dog without cave ins?

Yes, you can. A mixture of bentonite clay (drilling mud) can be substituted for the plain water. This drilling mud will help stabilize the hole in granular soils.

PRODUCT QUICK OVERVIEW

2024



PRODUCT'S MODEL	CAPABILITY	WEIGHT	PAGE
140EW	2"-4", 50 FEET	26 LB	
500RTW	2"-6", 100 FEET	135 LB	
500TW	2"-6", 100 FEET	150 LB	
700TWA 	2"-14", 200 FEET	325 LB	
900RTW	2"-14", 150 FEET	210 LB	
900TW	2"-14", 150 FEET	235 LB	
1200TW	2"-24", 200 FEET	295 LB	
1800TW	3"-28", 300 FEET	395 LB	
ACCESSORIES	-	-	

The models shown are our standard production models. These models fill 99% of our customers' needs but if the dimensions or design won't work in your particular application, we are happy to quote you on a custom built machine that will.

MODEL 140EW



HORIZONTAL EARTH BORING MACHINE

The most economical and versatile boring machine on the market today!

The "Prairie Dog" Model 140HW allows a single operator to bore holes from 2 to 4 inches in diameter, in lengths up to 50 feet. Its compact design makes it easy to use in even the smallest workspaces. The versatility of the "Prairie Dog" 140HW enables you to operate either above or below the ground utilizing standard piping. The "Prairie Dog" is designed to be inexpensive to operate and requires little maintenance.

Whether you install cables or pipelines, digging trenches through existing structures is expensive and time consuming. The "Prairie Dog" line of products allows you to bore holes under existing structures easily and economically.

SPECIFICATIONS

- **WEIGHT: 26 POUNDS**
- **DIMENSIONS: 13"H X 21"L X 9.5"W**
- **CLUTCH: CENTRIFUGAL**
- **ENGINE: 1.4 HP- 2 CYCLE**
- **HAND HELD**
- **SEALED TRANSMISSION**
- **SPUR GEAR**
- **CAPACITY: 2" TO 5" X 50 FEET**

APPLICATIONS

- **C.A.T.V.**
- **PLUMBING**
- **ELECTRICAL**
- **IRRIGATION**
- **TELEPHONE**
- **GAS**
- **WATER**

FEATURES

- **LOW ENVIRONMENTAL IMPACT**
- **LIGHTWEIGHT**
- **INEXPENSIVE**
- **ONE MAN OPERATION**
- **COMPACT UTILIZES ½" NPT OR OUR TAPERED**
- **STURDY FRAME**
- **LOW OPERATING COST**
- **THREAD DRILL RODS**
- **OPERATES ABOVE OR BELOW GROUND**




ABOVE AND BELOW GROUND OPERATION

The hand operated "Prairie Dog" horizontal boring machine is versatile enough to perform efficiently, either above or below the ground. In above-ground applications, it is necessary to keep at least one to two drill rod stems behind the entry point to allow for the natural sway of the pipe. The drill rod guides are then used near the entry point to maintain the position and grade of the bore. By applying minimal pressure to the drill stem, the operator walks towards the trench as the pilot bit creates the hole.

As the bit travels forward, additional drill rods are added as needed. A special tool thread is used to facilitate quick assembly and disassembly of drill rods in 1-1/2 turns. During below ground operation, the operator can utilize iron pipe of any length or Prairie Dog Boring Equipment, Inc. tapered tool rods.

If space is a constraint, the operator can use shorter rods and continue to add length of pipe as the hole increases. Again, by applying slight pressure, the operator can create a hole with the rotating bit.

NEW QUICK ATTACH RAIL SYSTEM FOR BELOW GROUND OPERATION



Only 7' long and 12" wide Weighs in at just under 50 lbs.

For more information contact Prairie Dog Boring Equipment Inc. Houston, Texas

MODEL

500 RTW

WATER LUBRICATED TYPE



Economical and versatile boring machines!

The "Prairie Dog" Model 500 allows a single operator to bore holes from 2 to 6 inches in diameter, in lengths upto 100 feet. The Model 500RTW is a versatile boring machine designed to be inexpensive to operate and requires little maintenance

Whether you install cables or pipelines, digging trenches through existing structures is expensive and time consuming. The "Prairie Dog" line of products allows you to bore holes under existing structures easily and economically.

SPECIFICATIONS

- **WEIGHT: 135 POUNDS**
- **ENGINE: 5.5HP HONDA ENGINE**
- **DRILL RODS: 8FT LONG 1.25 DIAMETER**
- **OIL LUBRICATED CENTRIFUGAL CLUTCH**
- **BORES HOLE FROM 2-6" UP TO 100FT**
- **SEALED GEARBOX**
- **SPUR GEAR DRIVE**

APPLICATIONS

- **C.A.T.V.**
- **PLUMBING**
- **ELECTRICAL**
- **IRRIGATION**
- **TELEPHONE**
- **GAS**
- **WATER**

FEATURES

- **RELIABLE HONDA ENGINE**
- **STURDY FRAME**
- **NON-CORROSIVE WATER SWIVEL**
- **QUALITY WORKMANSHIP**
- **OIL LUBRICATED CLUTCH**
- **COMPACT AND PORTABLE**
- **HIGH FLOTATION TIRES**

FAST SETUP TIME AND HIGHER PROFITS

The Prairie Dog Model 500RTW horizontal earth boring machine provides portable and economical methods to cut the cost of underground installations. The Model 500RTW was designed to install utilities, irrigation, and cable TV equipment. It is also a versatile and economical choice for the rental industry.

ABOVE AND BELOW GROUND OPERATION

The Model 500RTW can be operated by one person, so it can be used in the most congested underground installations. It utilizes our special quick coupling drill rods to accelerate installations and simplify long bores.

A stainless steel water shaft with replacement adapter helps to reduce downtime and overhead. While an oil lubricated centrifugal gear reduction extends machine life. All of the components of the Model 500RTW are easily accessible for quick maintenance, if needed. As the need for boring increases, a dependable and versatile boring machine can be the difference between profit and loss on a job. The Prairie Dog is one boring machine you can depend on.

ABOVE AND BELOW GROUND OPERATION OF MODELS 140EW, 500RTW AND 900RTW

The hand operated "Prairie Dog" horizontal boring machine is versatile enough to perform efficiently, either above or below the ground.

In above-ground applications, it is necessary to keep at least one to two drill rod stems behind the entry point to allow for the natural sway of the pipe. The drill rod guides are then used near the entry point to maintain the position and grade of the bore. By applying minimal pressure to the drill stem, the operator walks towards the trench as the pilot bit creates the hole. As the bit travels forward, additional drill rods are added as needed. A special tool thread is used to facilitate quick assembly and disassembly of drill rods in 1-1/2 turns.

During below ground operation, the operator can utilize iron pipe of any length or Prairie Dog Boring Equipment, Inc. tapered tool rods.

If space is a constraint, the operator can use shorter rods and continue to add length of pipe as the hole increases. Again, by applying slight pressure, the operator can create a hole with the rotating bit.

As the need for boring increases, a dependable and versatile boring machine can be the difference between profit and loss on a job. The "Prairie Dog" is the one boring machine you can depend on.

**BUY A "PRAIRIE DOG" TODAY AND START SAVING MONEY TOMORROW!
FOR MORE INFORMATION CONTACT PRAIRIE DOG BORING EQUIPMENT INC. HOUSTON, TEXAS**



MODEL 700 TWG

HORIZONTAL EARTH BORING MACHINE

Our own specially designed Tool Thread, Loose in 1.5 turns!
Water Lubricated System
Water assisted; drill 2" to 8" holes up to 100ft.

SPECIFICATIONS

- WEIGHT: 125 POUNDS
- DIM: 18"W X 32"H X 102"L
- USE 2.5" DRILL RODS
- GASOLINE 4 STROKE ENGINE
- STAINLESS WATER SHAFT
- 6.5 HP HONDA ENGINE
- STURDY MECHANICAL RACK AND PINION
- ADVANCE

APPLICATIONS

- C.A.T.V.
- PLUMBING
- ELECTRICAL
- IRRIGATION
- TELEPHONE
- GAS
- WATER

FEATURES

- RELIABLE HONDA ENGINE
- STURDY FRAME
- NON-CORROSIVE WATER SWIVEL
- QUALITY WORKMANSHIP
- OIL LUBRICATED CLUTCH
- COMPACT AND PORTABLE
- LOW MAINTENANCE
- FAST OPERATION
- WORKS IN CONGESTED AREAS
- ONE MAN MACHINE POSITIONING

BELOW GROUND OPERATION OF MODELS 500TW, 700TWA, 900TW, 1200TW & 1800TW

After a bore pit and come-out hole have been dug the machine is lowered into the bore pit and properly leveled and aimed. The first drill rod is attached with a pilot bit and the operator begins the drilling process. Water is used to flush the cuttings from the hole as the operator advances the drill stem and pilot bit using the smooth rack and pinion advance.

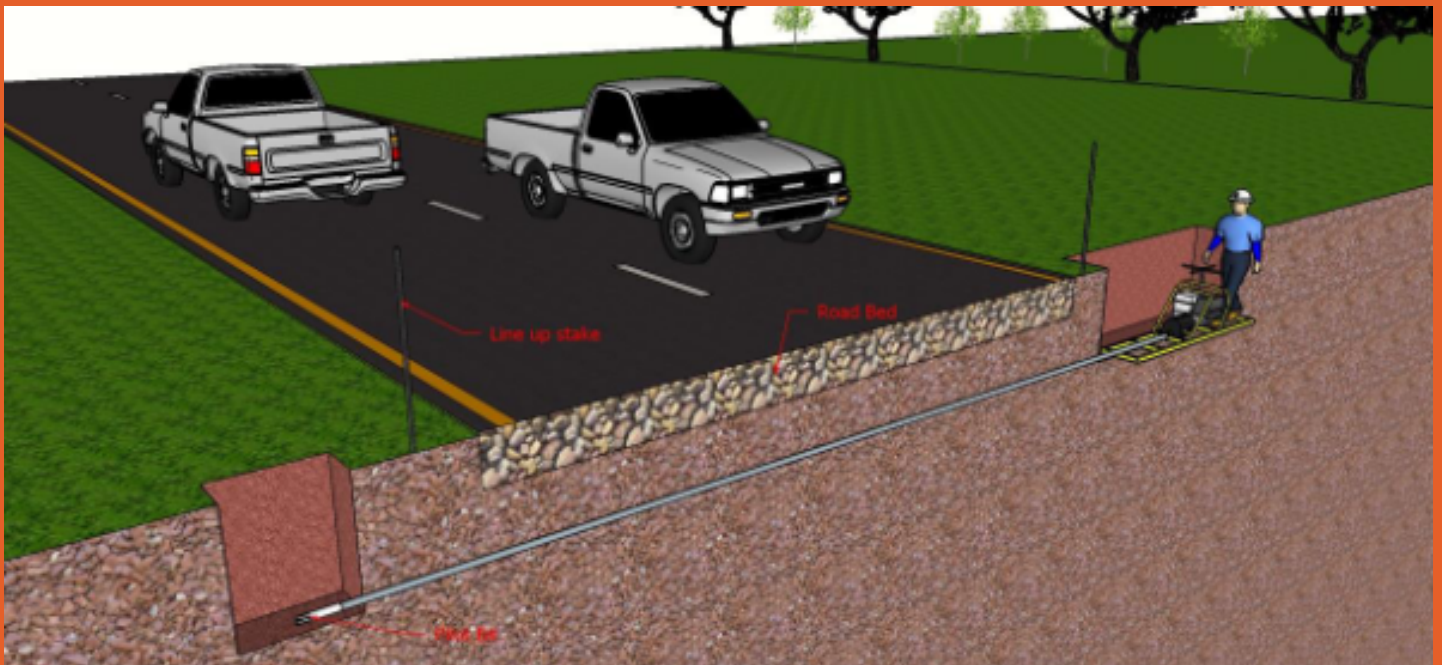
Once the entire length of the drill stem is used the operator disconnects the stem from the transmission, reverses the carriage to make room for another drill stem and continues as before advancing the bit and drill stem.

ABOVE AND BELOW GROUND OPERATION

Once the come-out hole is reached, if the bore diameter needs to be enlarged, the pilot bit can be removed and a back reamer of proper size can be added to the end of the drill stem. At this time a cable swivel is also added. The operator simply reverses the procedure by pulling the drill stem and reamer back through the hole removing drill stem as each length of drill stem as it becomes completely exposed. A cable can be pulled back through behind the back reamer. Once the bore is completed the pipe can be either pushed through the hole or pulled using the cable.

The speed at which the pilot and reamers turn usually produces a nice slurry that will help lubricate thus easing the pipe installation. With all machines, in very granular soil or rocky conditions, driller's mud such as Baroid Aquagel can be mixed and pumped through the drill stem and bit to either stabilize the hole or provide a slick slurry to facilitate the installation of the pipe. As the need for boring increases, a dependable and versatile boring machine can be the difference between profit and loss on a job. The "Prairie Dog" is the one boring machine you can depend on.

BUY A "PRAIRIE DOG" TODAY AND START SAVING MONEY TOMORROW!



**FOR MORE INFORMATION CONTACT
PRAIRIE DOG BORING EQUIPMENT INC.
HOUSTON, TEXAS**

MODEL 700 TWA



HORIZONTAL EARTH BORING MACHINE - WATER LUBRICATED TYPE

Economical and versatile boring machines!

The "Prairie Dog" Model 700 allows a single operator to bore holes from 2 to 14 inches in diameter, in lengths of 150 feet and more. The Model 700TWA designed to operate in confined bore pits where proper exhaust ventilation is not possible. A strong frame protects the machine from damage in handling and operation. The Prairie Dog is designed to be inexpensive to operate and requires little maintenance.

Whether you install cables or pipelines, digging trenches through existing structures is expensive and time consuming. The "Prairie Dog" line of products allows you to bore holes under existing structures easily and economically.

SPECIFICATIONS

- **WEIGHT: 325 POUNDS**
- **MOTOR: ROTARY VEIN AIR MOTOR 9HP**
- **375 cfm AT 100 PSI**
- **OIL LUBRICATED**
- **BORES HOLE FROM 2-14" UP TO 150FT OR MORE**
- **DIMENSIONS: 40" H X 102" L X 18" W**
- **WATER SHAFT: STAINLESS STEEL**
- **USES FORWARD AND REVERSE OIL LUBRICATED PLANETARY UNIT**
- **TRACK LENGTH: 8 FOOT**
- **Uses 4' Rods**

APPLICATIONS

- **C.A.T.V.**
- **PLUMBING**
- **ELECTRICAL**
- **IRRIGATION**
- **TELEPHONE**
- **GAS**
- **WATER**

FEATURES

- **NON-CORROSIVE WATER SWIVEL**
- **INEXPENSIVE, LIGHTWEIGHT**
- **QUALITY WORKMANSHIP**
- **LOW ENVIRONMENTAL IMPACT**
- **OIL LUBRICATED F/N/R TRANSMISSION**
- **ONE MAN OPERATION**
- **COMPACT, STURDY FRAME**
- **PRAIRIE DOG'S TAPERED THREAD**
- **DRILL RODS**
- **INEXPENSIVE, LIGHTWEIGHT**
- **STURDY MECHANICAL RACK AND PINION ADVANCE**

BELOW GROUND OPERATION OF MODELS 500TW, 700TWA, 900TW, 1200TW & 1800TW

After a bore pit and come-out hole have been dug the machine is lowered into the bore pit and properly leveled and aimed. The first drill rod is attached with a pilot bit and the operator begins the boring process. Water is used to flush the cuttings from the hole as the operator advances the drill stem and pilot bit using the smooth rack and pinion advance.

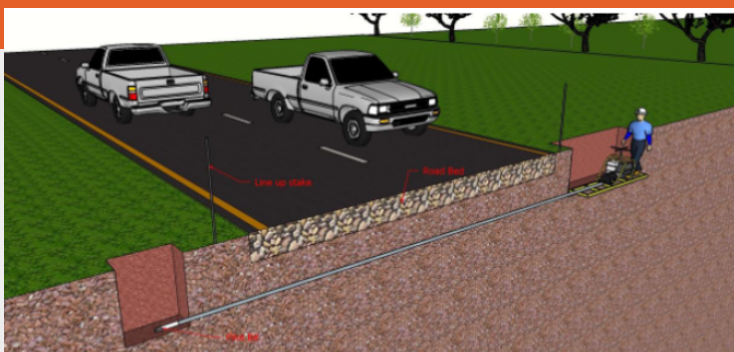
Once the entire length of the drill stem is used the operator disconnects the stem from the transmission, reverses the carriage to make room for another drill stem and continues as before advancing the bit and drill stem. Once the come-out hole is reached, if the bore diameter needs to be enlarged, the pilot bit can be removed and a backreamer of proper size can be added to the end of the drill stem. At this time a cable swivel is also added.

The operator simply reverses the procedure by pulling the drill stem and reamer back through the hole removing drill stem as each length of drill stem as it becomes completely exposed. A cable can be pulled back through behind the back reamer. Once the bore is completed the pipe can be either pushed through the hole or pulled using the cable. The speed at which the pilot and reamers turn usually produces a nice slurry that will help lubricate the bore hole thus easing the pipe installation.

With all machines, in very granular soil or rocky conditions, driller's mud such as Baroid Aquagel can be mixed and pumped through the drill stem and bit to either stabilize the hole or provide slick slurry to facilitate the installation of the pipe.

As the need for boring increases, a dependable and versatile boring machine can be the difference between profit and loss on a job. The "Prairie Dog" is the one boring machine you can depend on.

BUY A "PRAIRIE DOG" TODAY AND START SAVING MONEY TOMORROW!



**FOR MORE INFORMATION CONTACT
PRAIRIE DOG BORING EQUIPMENT INC.
HOUSTON, TEXAS**

MODEL

900 RTW



ECONOMICAL AND VERSATILE BORING MACHINES!

The "Prairie Dog" Model 900 allows a single operator to bore holes from 2 to 14 inches in diameter, in lengths of up to 150'. The Model 900RTW is a versatile boring machine designed for any size job. Its high floatation tires make it easy to use even extremely wet conditions. The Prairie Dog is designed to be inexpensive to operate and requires little maintenance.

Whether you install cables or pipelines, digging trenches through existing structures is expensive and time consuming. The "Prairie Dog" line of products allows you to bore holes under existing structures easily and economically.

SPECIFICATIONS

- WEIGHT: 210 POUNDS
- 8.5HP HONDA ENGINE
- ONE PIECE WELDED FRAME
- ENGINE COUPLED TO TRANSMISSION
- BORES HOLE FROM 2-14" UP TO 150FT OR MORE
- USES FORWARD AND REVERSE OIL LUBRICATED PLANETARY UNIT
- TRANSMISSION TO DRIVE SHAFT: CHAIN DRIVE

APPLICATIONS

- C.A.T.V.
- PLUMBING
- ELECTRICAL
- IRRIGATION
- TELEPHONE
- GAS
- WATER

FEATURES

- CAST IRON SLEEVED ENGINE
- WELDED STEEL FRAME
- NON-CORROSIVE WATER SWIVEL
- QUALITY WORKMANSHIP
- HEAVY DUTY OIL PLANETARY FORWARD AND REVERSING TRANSMISSION
- COMPACT AND PORTABLE
- ABOVE GROUND OR BELOW GROUND OPERATION

FAST SETUP TIME AND HIGHER PROFITS

The Prairie Dog Model 900RTW horizontal earth boring machine provides portable and economical methods to cut the cost of underground installations. The Model 900RTW was designed to install utilities, irrigation, and cable TV equipment. It is also a versatile and economical choice for the rental industry.

The Model 900RTW can be operated by one person, so it can be used in the most congested underground installations. Its utilizes our special quick coupling drill rods to accelerate installations and simplify long bores. A stainless steel water shaft with replacement adapter helps to reduce downtime and overhead. While an oil lubricated clutch/gearbox with forward and reverse extend machine life.

All of the components of the Model 900RTW are easily accessible for quick maintenance, if needed. As the need for boring increases, a dependable and versatile boring machine can be the difference between profit and loss on a job. The Prairie Dog is one boring machine you can depend on.

ABOVE AND BELOW GROUND OPERATION OF MODELS 140EW, 500RTW AND 900RTW

The hand operated "Prairie Dog" horizontal boring machine is versatile enough to perform efficiently, either above or below the ground. In above-ground applications, it is necessary to keep at least one to two drill rod stems behind the entry point to allow for the natural sway of the pipe. The drill rod guides are then used near the entry point to maintain the position and grade of the bore. By applying minimal pressure to the drill stem, the operator walks towards the trench as the pilot bit creates the hole. As the bit travels forward, additional drill rods are added as needed. A special tool thread is used to facilitate quick assembly and disassembly of drill rods in 1-1/2 turns.

During below ground operation, the operator can utilize iron pipe of any length or Prairie Dog Boring Equipment, Inc. tapered tool rods. If space is a constraint, the operator can use shorter rods and continue to add length of pipe as the hole increases. Again, by applying slight pressure, the operator can create a hole with the rotating bit. As the need for boring increases, a dependable and versatile boring machine can be the difference between profit and loss on a job. The "Prairie Dog" is the one boring machine you can depend on.



**FOR MORE INFORMATION CONTACT
PRAIRIE DOG BORING EQUIPMENT INC.
HOUSTON, TEXAS**

MODEL 1200 TW



HORIZONTAL EARTH BORING MACHINE

Economical and versatile boring machines!

The "Prairie Dog" Model 1200TW allows a single operator to bore holes from 2 to 24 inches in diameter, in lengths up to 200 feet. The Model 1200TW is a versatile boring machine designed to be inexpensive to operate and requires little maintenance.

Whether you install cables or pipelines, digging trenches through existing structures is expensive and time consuming. The "Prairie Dog" line of products allows you to bore holes under existing structures easily and economically.

SPECIFICATIONS

- **WEIGHT: 315 POUNDS**
- **ENGINE: 13HP HONDA**
- **DRILL RODS: 4FT LONG 1.25 DIAMETER**
- **LENGTH OF TRACK: 102"**
- **WIDTH OF TRACK: 18 INCH**
- **HEIGHT: 36" MAXIMUM TO TOP OF HANDLE**
- **BORES HOLE FROM 2-24" UP TO 200 Feet**
- **USES FORWARD AND REVERSE OIL LUBRICATED PLANETARY transmission**

APPLICATIONS

- **C.A.T.V.**
- **PLUMBING**
- **ELECTRICAL**
- **IRRIGATION**
- **TELEPHONE**
- **GAS**
- **WATER**

FEATURES

- **RELIABLE HONDA ENGINE**
- **WELDED STEEL FRAME**
- **NON-CORROSIVE WATER SWIVEL**
- **QUALITY WORKMANSHIP**
- **HEAVY DUTY OIL PLANETARY FORWARD AND REVERSING TRANSMISSION**
- **COMPACT AND PORTABLE**
- **RACK AND PINION ADVANCING MECHANISM**

BELOW GROUND OPERATION OF MODELS 500TW, 700TWG, 900TW, 1200TW & 1800TW

After a bore pit and come-out hole have been dug the machine is lowered into the bore pit and properly leveled and aimed. The first drill rod is attached with a pilot bit and the operator begins the boring process. Water is used to flush the cuttings from the hole as the operator advances the drill stem and pilot bit using the smooth rack and pinion advance.

Once the entire length of the drill stem is used the operator disconnects the stem from the transmission, reverses the carriage to make room for another drill stem and continues as before advancing the bit and drill stem. Once the come-out hole is reached, if the bore diameter needs to be enlarged, the pilot bit can be removed and a backreamer of proper size can be added to the end of the drill stem. At this time a cable swivel can also be added.

The operator simply reverses the procedure by pulling the drill stem and reamer back through the hole removing drill stem as each length of drill stem as it becomes completely exposed. A cable can be pulled back through behind the back reamer. Once the bore is completed the pipe can be either pushed through the hole or pulled using the cable. The speed at which the pilot and reamers usually produces a nice slurry that will help lubricate thus easing the pipe installation.

With all machines, in very granular soil or rocky conditions, driller's mud such as Baroid Aquagel can be mixed and pumped through the drill stem and bit to either stabilize the hole or provide slick slurry to facilitate the installation of the pipe.

As the need for boring increases, a dependable and versatile boring machine can be the difference between profit and loss on a job. The "Prairie Dog" is the one boring machine you can depend on.

BUY A "PRAIRIE DOG" TODAY AND START SAVING MONEY TOMORROW!

**FOR MORE INFORMATION CONTACT
PRAIRIE DOG BORING EQUIPMENT INC.
HOUSTON, TEXAS**



MODEL

1800 TW

HORIZONTAL EARTH BORING MACHINE



Economical and versatile boring machines!

The "Prairie Dog" Model 1800 allows a single operator to bore holes from 3 to 28 inches in diameter, lengths up to 300 feet. The Model 1800TW is a versatile boring machine designed to be inexpensive to operate and requires little maintenance.

Whether you install cables or pipelines, digging trenches through existing structures is expensive and time consuming. The "Prairie Dog" line of products allows you to bore holes under existing structures easily and economically.

SPECIFICATIONS

- **WEIGHT: 395 POUNDS**
- **ENGINE: HONDA V-TWIN 18HP COMMERCIAL ENGINE**
- **OIL LUBRICATED**
- **WATER SHAFT: 17-4 HI TENSILE CORROSION RESISTANT**
- **BORES HOLE FROM 2-28" UP TO 300FT**
- **USES FORWARD AND REVERSE OIL LUBRICATED PLANETARY UNIT**
- **DIMENSIONS: 40" H X 102" L X 18" W**
- **TRACK LENGTH: 8.5 FOOT**

APPLICATIONS

- **C.A.T.V.**
- **PLUMBING**
- **ELECTRICAL**
- **IRRIGATION**
- **TELEPHONE**
- **GAS**
- **WATER**

FEATURES

- **LOW ENVIRONMENTAL IMPACT**
- **LIGHTWEIGHT**
- **INEXPENSIVE**
- **ONE MAN OPERATION**
- **COMPACT**
- **TAPERED THREAD DRILL RODS**
- **STURDY FRAME**
- **LOW OPERATING COST**
- **CORROSION RESISTANT HIGH TENSILE**
- **STRENGTH WATER SWIVEL SHAFT**

BELOW GROUND OPERATION OF MODELS 500TW, 700TWG, 900TW, 1200TW & 1800TW

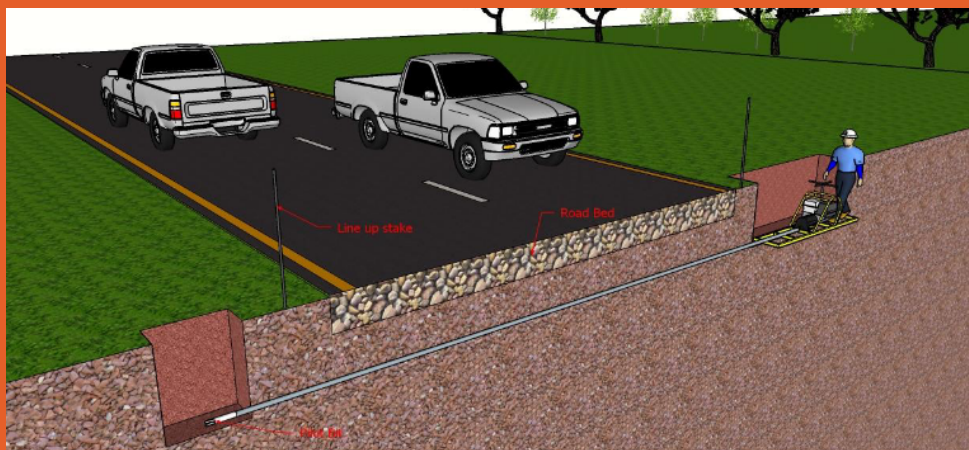
After a bore pit and come-out hole have been dug the machine is lowered into the bore pit and properly leveled and aimed. The first drill rod is attached with a pilot bit and the operator begins the boring process. Water is used to flush the cuttings from the hole as the operator advances the drill stem and pilot bit using the smooth rack and pinion advance.

Once the entire length of the drill stem is used the operator disconnects the stem from the transmission, reverses the carriage to make room for another drill stem and continues as before advancing the bit and drill stem. Once the come out hole is reached, if the bore diameter needs to be enlarged, the pilot bit can be removed and a backreamer of proper size can be added to the end of the drill stem. At this time a cable swivel is also added.

The operator simply reverses the procedure by pulling the drill stem and reamer back through the hole removing drill stem as each length of drill stem as it becomes completely exposed. A cable can be pulled back through behind the back reamer. Once the bore is completed the pipe can be either pushed through the hole or pulled using the cable. The speed at which the pilot and reamers turn usually produces a nice slurry that will help lubricate thus easing the pipe installation.

With all machines, in very granular soil or rocky conditions, driller's mud such as Baroid Aquagel can be mixed and pumped through the drill stem and bit to either stabilize the hole or provide slick slurry to facilitate the installation of the pipe. As the need for boring increases, a dependable and versatile boring machine can be the difference between profit and loss on a job. The "Prairie Dog" is the one boring machine you can depend on.

BUY A "PRAIRIE DOG" TODAY AND START SAVING MONEY TOMORROW!



**FOR MORE INFORMATION CONTACT
PRAIRIE DOG BORING EQUIPMENT INC.
HOUSTON, TEXAS**



ACCESSORY EXAMPLES

22" Backreamer
LgSd Carbide



4" Backreamer LgSd Carbide



10" Backreamer SmSd Carbide



2" Pilot Bit SmSd Carbide




Cable Swivel LgSd




Cable Swivel SmSd

4" Pull Bar



10" Pull Bar



8" Pull Plate



REAMER - 3BACKREAMER



PRAIRIE DOG
BORING EQUIPMENT INC.

NOTES

DATE

S M T W T F S

Area with horizontal dashed lines for writing notes.